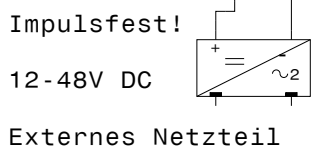



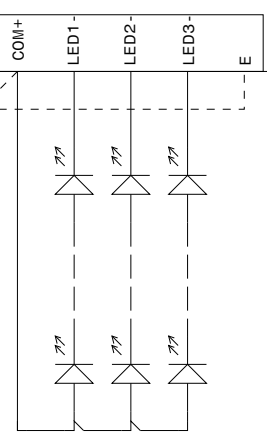
+24V  
0V=  
BUS-A  
BUS-B



Externes Netzteil



Optional - Notbetrieb  
-> 100% -Funktion



- Dimmkanal 1 z.B. Rot
- Dimmkanal 2 z.B. Grün
- Dimmkanal 3 z.B. Blau

1-10 Power-LED (350mA)  
Abhängig vom ext. Netzteil